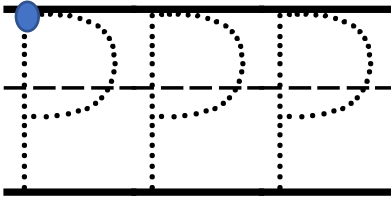


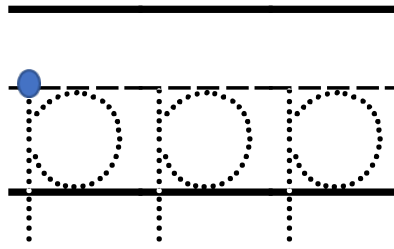
Trace the capital P and the lowercase p using the directions below.

1. Place your pencil on the dot and go down.




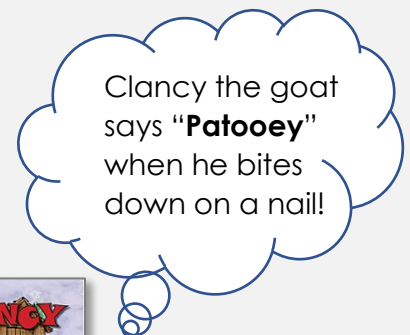
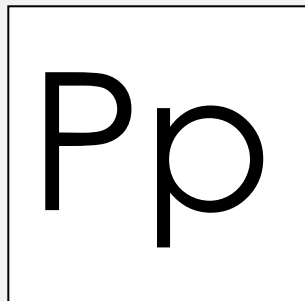
2. Pick up pencil. Start on the dot again and make half circle.

1. Start on the dot. Go down.



2. Pick up pencil. Start the circle a bit below the dot, go up and clockwise.

Cut pictures from old magazines that begin with the sound **Pp** makes and glue in the box below. Or cut our words that begin with **P**.



Clancy, by Una Belle Townsend

ISBN 978-0-9972351-9-7